

HUS-266INBM.1

266L Integrated Kitchen Fridge/Freezer



Specifications

GTIN	9334902013648
Designed to Suit	Inside
Temperature Control	Sliding Control
Function	Fridge/ Freezer
Food Safe	Yes
Colour	White
Gross Total Capacity (Litres)	241lt - Fridge 182lt / Freezer 77lt
Temperature Range (°C) Min	-24
Temperature Range (°C) Max	8
Ambient Temperature Level (°C)	16 to 38
Energy Consumption	432kWh/Year
Refrigerant	R600a
Shelves	3 Tempered Glass + 2 draws
Feet	
Defrost	No Frost
Product Dimensions (mm)	1785x540x545
Cut Out Dimensions (mm)	1775x576x560
Required Ventilation (mm)	See Page 2-4
Gross Weight	62kg
Country of Origin	China
Warranty	3 Years



Integrated Design

Integrated are designed to blend in with cabinetry and other kitchen fixtures, creating a seamless, built-in appearance.



Inverted Fridge/Freezer

Freezer at the bottom, the fridge section is at eye level, making it easier to access frequently used items without bending over. This design both convenience and energy efficiency.



Fresh cooling system

Features designed to maintain the freshness of food by optimizing temperature, humidity, and airflow. These systems help extend the shelf life of perishable items and ensure better food preservation. Maintains an even temperature to 1°C variance.



Humidity Controlled Crisper

Specialised drawer in the refrigerator designed to maintain optimal humidity levels for storing fruits and vegetables. By controlling the humidity, these crisper drawers help prolong the freshness and shelf life of produce, reducing spoilage and waste.



Reversible Door Hinge

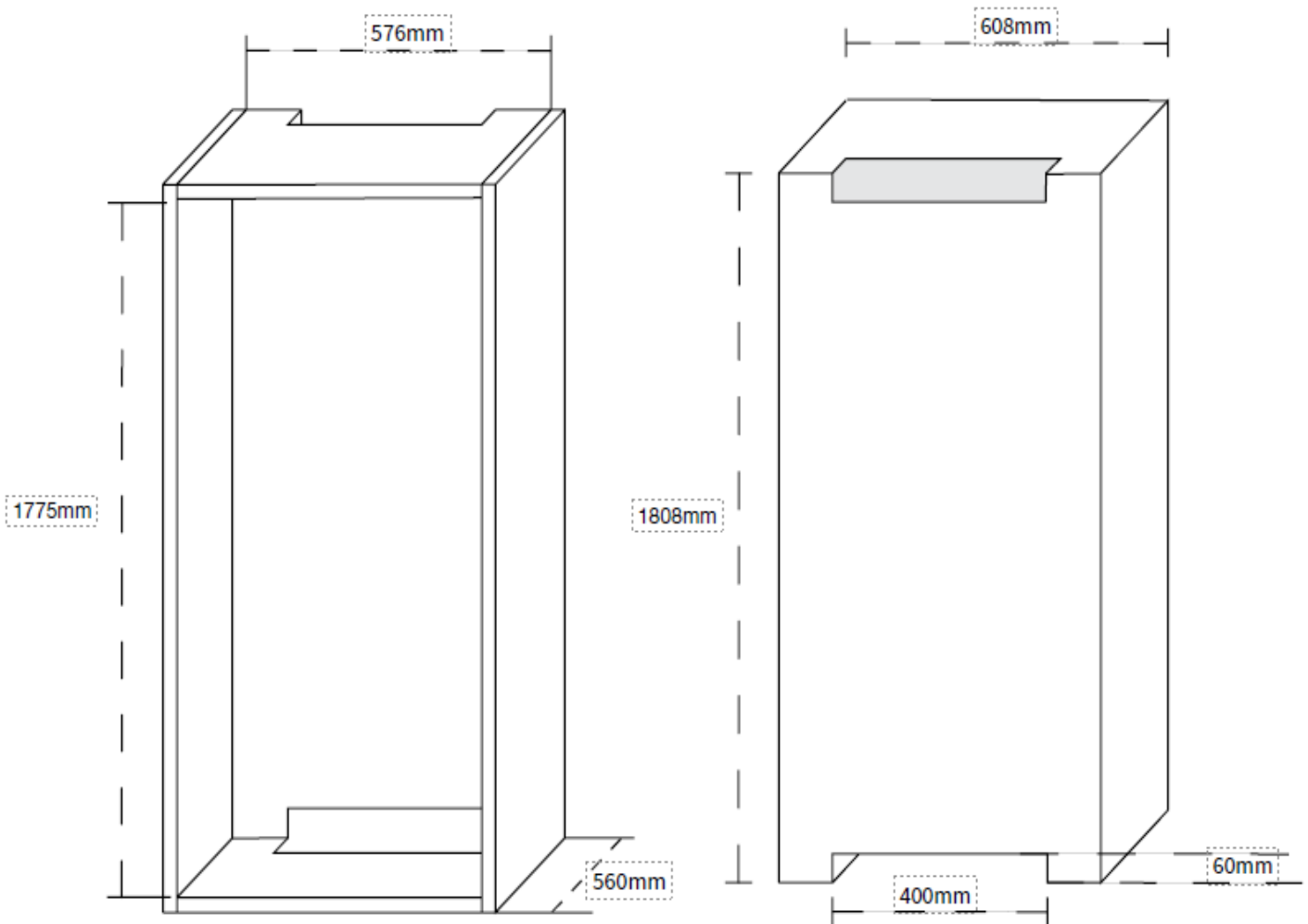
Reversible hinges can be installed to allow the door to swing out either left or right, depending on the needs of the space or the user's preference.



3 Year Warranty

Three-year product warranty covering labour and parts ensures peace of mind

266L Integrated Kitchen Fridge/Freezer Cabinet Dimensions



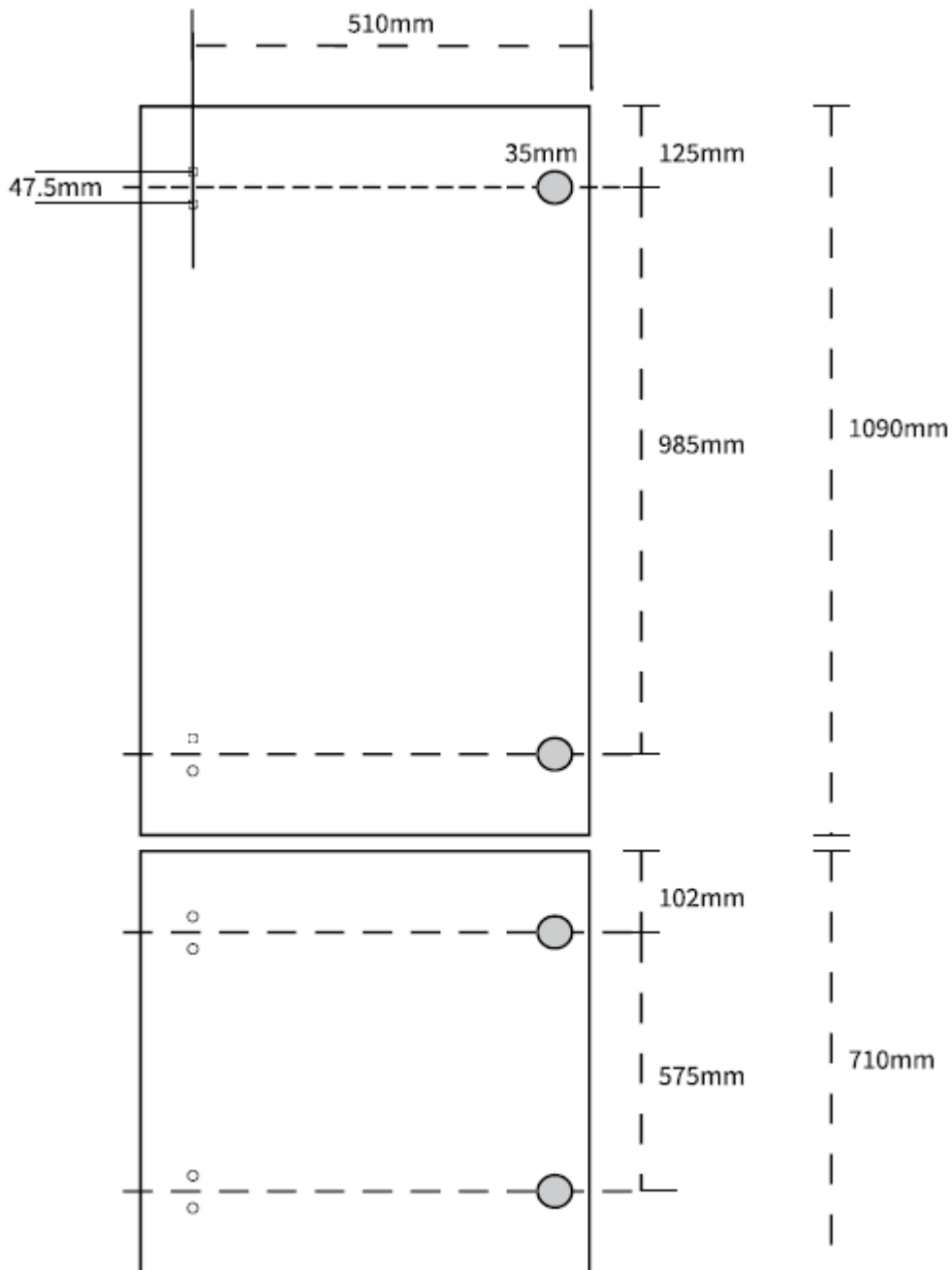
266L Integrated Kitchen Fridge/Freezer Panel Door Integration

Door sizes:

Fridge: 1090x604

Freezer: 710x604

Door Hinge: 35mm, Full Overlay x 4pc



266L Integrated Kitchen Fridge/Freezer Cabinet Ventilation

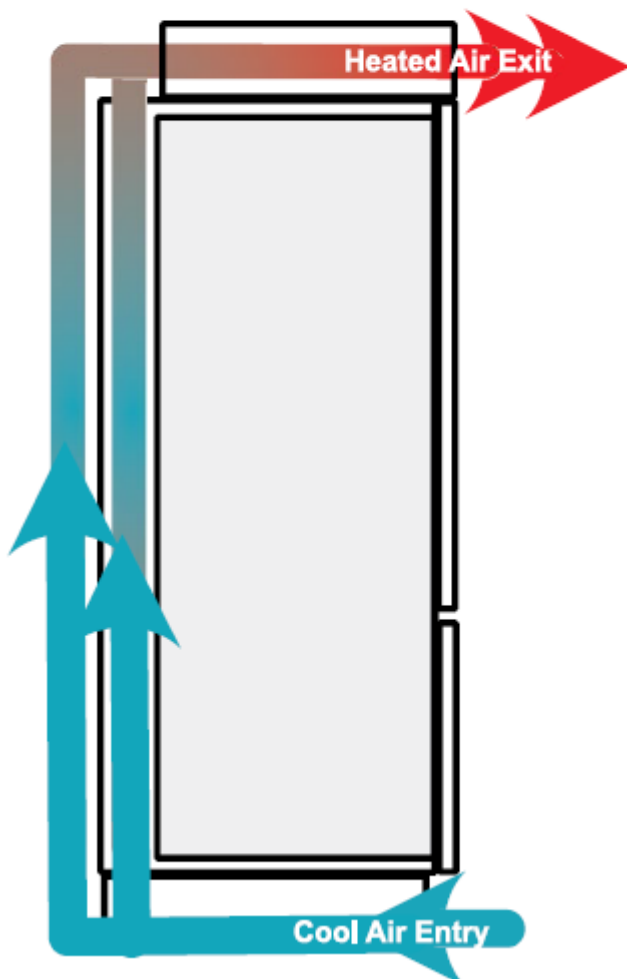
The following represent the alternate ways that Husky integrated appliances can be installed to ensure correct ventilation requirements are achieved.

Arrows denote airflow from ventilation entry to exit points.

*Ceiling spaces and bulkheads must be well ventilated.

Overhead cupboards if installed above fridge cabinets must allow for unobstructed 400x50mm airflow above and behind cabinets to not restrict airflow. Under cabinet space should provide a vented opening to maintain correct inlet ventilation.

Venting Above Cabinet



Venting into Ceiling Space/ Venting at top of Cabinet

